

P10
V1.6.0
2025-04-16



Release Notes

1 V1.6.0

1.1 Supporting Software

PixelFlow 1.6.0

1.2 Supporting Event Controllers

U5 V1.6.0

U5 Pro V1.6.0

1.3 New Features

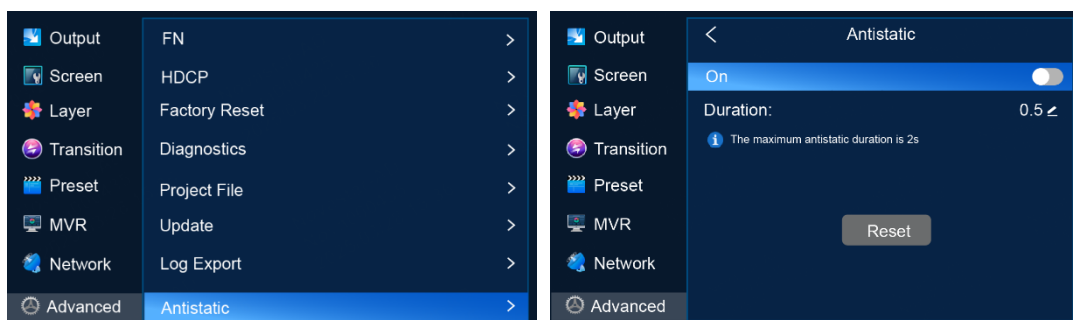
1.3.1 Antistatic

Purpose

In dry climate regions, static electricity tends to be more prevalent and can destabilize input sources, causing frequent disconnections. However, connectivity resumes immediately after static interference ceases. During such periods, users expect to avoid unintended triggers like hot-switching from primary source to backup source or screen blackouts. An antistatic function is required to prevent unwanted changes during interference.

Description

Access: Front panel LCD > Advanced > Antistatic

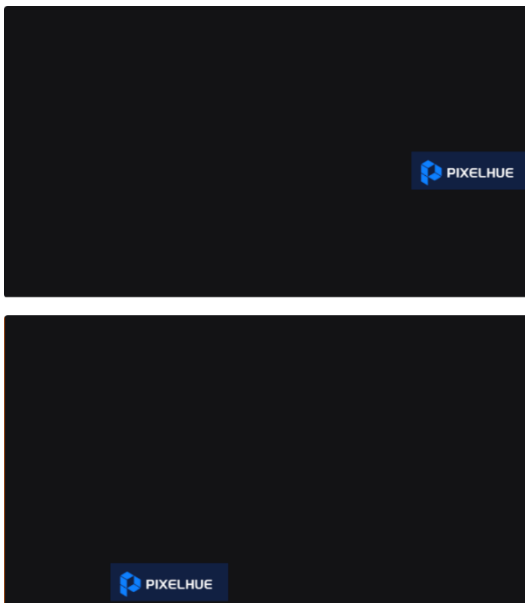


1.3.2 LCD Screensaver

Purpose

Prolonged display of a static image on the LCD screen may cause screen burn-in. Using a screensaver can effectively protect the screen.

Description

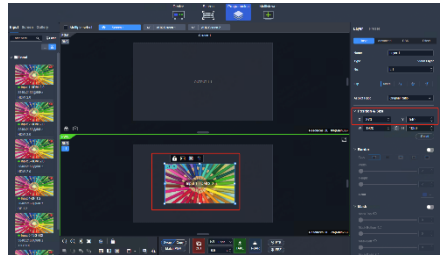
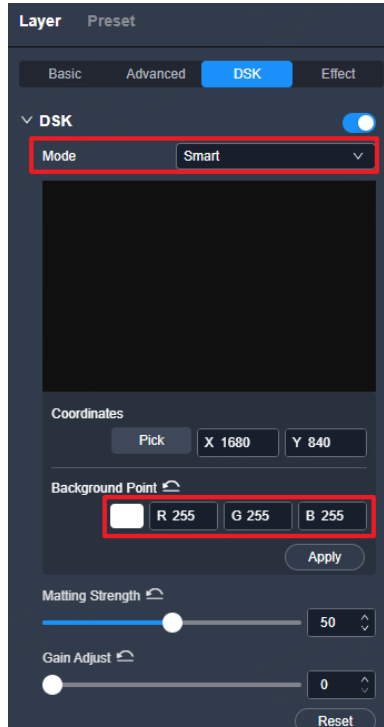


- When the LCD remains inactive for more than one minute, a screensaver will appear.
- The screensaver will be displayed over the current screen, without redirecting to the home screen.
- To exit the screensaver, press any button on the front panel.
- Icons within the screensaver will move along a set path at a consistent frequency.

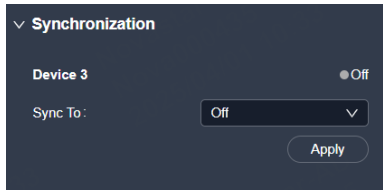
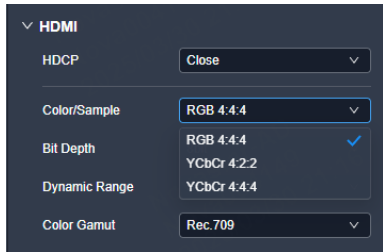
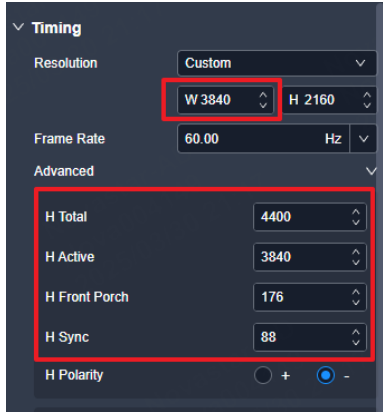
1.4 Supported Cards

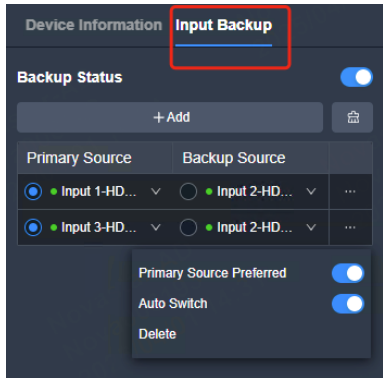
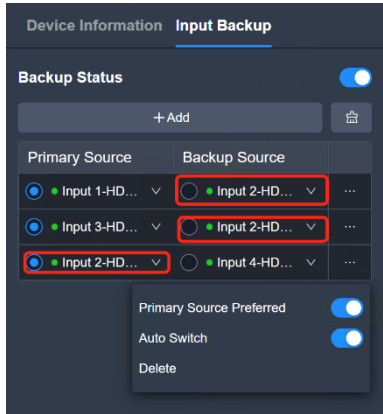
None

1.5 Improvements

Improvement	Before	After
Layer repositioning by keyboard shortcuts	Layers can be repositioned only by dragging them or entering the coordinates.	After selecting a layer, you can move it in one-pixel increments using the keyboard arrow keys. By using Shift along with the arrow keys, the layer will move in increments of ten pixels. Holding the keys allows for continuous movement. 
Capable of keying out white background	DSK in smart mode does not allow white background to be keyed out.	DSK in smart mode allows white background to be keyed out. 
Deinterlacing delay	Deinterlacing delay: 2 frames	Deinterlacing delay: 1 frame

1.6 Changes

Change	Before	After
Genlock synchronization rule	After synchronization settings are completed, the synchronization signal is unstable, and it automatically synchronizes each time when the signal is reconnected.	Automatic synchronization is removed. After a synchronization failure, the user needs to click Apply to resend synchronization parameters. 
Output color space	The color space options on the output connector and screen properties pages support YCbCr 4:2:0.	YCbCr 4:2:0 is removed from the color space options on the output connector and screen properties pages. 
Horizontal timing increment	Horizontal timing increment: 8	Horizontal timing increment: 4 
Advanced timing	Minimum vertical back porch: 1	Minimum vertical back porch: 3
Input backup location	Input backup needs to be configured on the device information page.	Moved to Input Backup in the upper right corner of the Device page.

Change	Before	After
		
Input backup		<ul style="list-style-type: none"> • The backup source can be used to create layers independently and does not participate in the backup relationship. • Users can switch between the primary and backup sources using the buttons on the event controller. • One source can be configured as the backup of multiple primary sources. • Each backup relationship supports the independent configuration of primary source prioritization and automatic switching. • Input backup relationships between sources with different capacities are not allowed. 

1.7 Bug Fixes

Function	Bug Description	Remarks
Layer	After a BKG image is used, perform Take operation, delete the BKG image, and then import it again, the LCD displays the status of the BKG image as PGM.	
Output	When the output connector capacity is set to 4K in PGM Only mode, output connectors 2-3 and 4-7 display the same image.	
Factory mode	The device cannot return to the home screen after entering factory mode.	
Layer	After aspect ratio is enabled and a source ratio is selected in BKG, the display aspect ratio appears abnormal.	
-	Fixed some known issues.	

1.8 Notes

1.8.1 Hardware and Software Version Compatibility

Firmware V1.6.0 must work with PixelFlow V1.6.0.

1.8.2 Antistatic

When the antistatic function is enabled, if an input signal is disconnected due to instability, the source image will freeze on the last frame before signal loss throughout the specified protection duration. This prevents input source hot-switching until signal recovery. If the signal remains disconnected beyond this duration, it will be treated as disconnection. The longer the duration you set, the longer the image remains frozen.

1.9 Components

P10 V1.6.0

2 Previous Versions

***** November 25, 2024 P10 V1.5.1

[Supporting Software]

PixelFlow V1.5.1

[Supporting Event Controllers]

U5 V1.5.1

U5 Pro V1.5.1

[New Features]

None

[Supported Cards]

None

[Improvements]

None

[Changes]

None

[Bug Fixes]

1. Fixed the problem that diagnostics is abnormal.
2. Fixed the problem that the display of AUX layers is abnormal.
3. Fixed the problem that shadow and mask effects are abnormal.
4. Fixed the problem that the display is abnormal during preset loading.
5. Fixed the problem that source cropping is abnormal.
6. Fixed the problem that the functions related to BKG are abnormal.

[Notes]

P10 V1.5.1 must work with PixelFlow V1.5.1.

[Components]

P10 V1.5.1

***** November 6, 2024 P10 V1.5.0

[Supporting Software]

PixelFlow V1.5.0

[Supporting Event Controllers]

U5 V1.5.0

U5 Pro V1.5.0

[New Features]

1. The main output connectors support interlaced signal output.
2. The frame rate of the MVR output can be adjusted.
3. Supports edge blending.
4. BKG can be edited.
5. Supports preference setting for the source aspect ratio.
6. Supports integration of the third-party protocol: Central control protocol (UDP).
7. Allows the third-party plugin Companion to be imported into the device.

[Supported Cards]

None

[Improvements]

1. Improved the algorithm for dynamic range conversion.
2. Improved the function of restoring the device by using a USB drive when device update fails.
3. Improved the response speed for preset loading and screen editing.

[Changes]

None

[Bug Fixes]

1. Fixed the problem that an exception occurs when Take is performed after enabling KeyFrame.
2. Fixed the problem that the device crashes after power cycle.
3. Fixed the problem that the content displayed on the screen is abnormal after Take.
4. Fixed the problem of recognizing a USB drive having multiple partitions.

[Notes]

None

[Components]

P10 V1.5.0

***** August 23, 2024 P10 V1.4.2

[New Features]

None

[Supported Cards]

None

[Supporting Software]

PixelFlow V1.4.2

[Supporting Event Controllers]

U5 V1.4.2

U5 Pro V1.4.2

[Improvements]

None

[Changes]

None

[Bug Fixes]

1. Fixed the problem that the layer positions do not match when AUX layer backup takes effect.
2. Fixed the problem that an exception occurs when Mosaic parameters are applied.
3. Fixed the problem that the effect of DSK on a layer with no signal source is abnormal.
4. Fixed the problem that Genlock synchronization locking takes too much time.
5. Fixed the problem that the connected sending device cannot recognize the resolutions of the OPT ports after power cycle.

[Notes]

None

[Components]

P10 V1.4.2

***** July 29, 2024 P10 V1.4.1

[New Features]

None

[Supported Cards]

None

[Supporting Software]

PixelFlow V1.4.1

[Improvements]

1. Improved the GenLock adjustment speed to ensure that the HDMI output remains stable, avoiding any flickering or black screen issues when the GenLock reference source goes online or offline.
2. Improved the GenLock locking speed when deleting and adding connectors.
3. Improved the OPT output parameters to make it more compatible with multimode optical fibers.

[Changes]

None

[Bug Fixes]

1. Fixed the problem that the actual output is not switched when users switch between the primary and backup sources after enabling primary source priority for input source backup.
2. Fixed the problem that when a screen is added to AUX and FTB is enabled, the position of UMD on the Multiviewer screen is incorrect.
3. Fixed the problem that when the magnification of the PGM layers is excessively high, a vertical line appears in the middle of the PGM screen when viewed from AUX.
4. Fixed the problem of asynchronous output connector timing caused by abnormal reconfiguration of soft core.
5. Fixed the problem of occasional abnormal output of OPT ports after power on.
6. Fixed the problem that when DSK is enabled for a layer without a source, it displays an abnormal image.
7. Fixed the problem that when users view the PGM of an irregular screen from AUX, flickering abnormal images appear occasionally in the area with no data.
8. Fixed the problem that the input source cannot be recognized occasionally.
9. Fixed the problem that the number of layers is occasionally abnormal during KeyFrame playback when half of the layer is outside the screen.
10. Fixed the problem that the 2432x5217@30Hz YUV444 10Bit output is not recognized upon looping back to the input.
11. Fixed the problem that in PGM only mode, an incorrect number of main layer resources is displayed occasionally during preset loading.
12. Fixed the problem that in PGM only mode, the output flickers occasionally when users view the PGM from AUX-2.

[Notes]

None

[Components]

P10 V1.4.1

***** June 17, 2024 P10 V1.4.0

[New Features]

1. Allows multiple switchers to be controlled simultaneously.
2. Supports KeyFrame on layers.
3. Supports adjustment of BKG size and position.
4. Supports full-link HDR settings.
5. Supports layer presets.
6. Supports smart key.

[Supported Cards]

None

[Supporting Software]

PixelFlow V1.4.0

[Improvements]

1. Improved the UX design on the front panel LCD.
2. Improved the problem that 10bit resolutions are not supported when the input connector bandwidth exceeds 297M.
3. Improved the power-on loading process to ensure the success of power-on loading.
4. Improved the problem that when users load presets on the front panel LCD in abnormal situations, the loading window on the LCD does not disappear.

[Changes]

None

[Bug Fixes]

1. Fixed the problem that the device responds very slowly when there are multiple screens and users perform freeze and FTB.
2. Fixed the problem that Genlock synchronization is abnormal after the output connector capacity is changed.
3. Fixed the problem that the resolution of the related screen is not updated after a connector is replaced or the resolution is changed.
4. Fixed the problem when the output capacity is SL and the output frame rate of the screen is 50Hz, 4K60Hz image is not in sync after the output capacity is changed.
5. Fixed the problem that the output image flashes when the output resolution is 4K@50Hz and an LCD screen is connected to the HDMI.
6. Fixed the problem that OPT ports do not support device backup.

7. Fixed the problem that the output image in YUV422 format has a color cast at some resolutions.

8. Fixed other known problems.

[Notes]

None

[Components]

P10 V1.4.0

***** April 1, 2024 P10 V1.3.2

[New Features]

None

[Supported Cards]

None

[Supporting Software]

PixelFlow V1.3.2

[Improvements]

1. Improved the problem that when users load presets on the front panel LCD in abnormal situations, the loading window on the LCD does not disappear.

[Changes]

None

[Bug Fixes]

1. Fixed the problem that the T-Bar is invalid occasionally after continuous T-Bar operations.

2. Fixed the problem of anti-static function failure.

3. Fixed the problem that PGM Capture is abnormal when DSK is enabled in PGM only mode.

4. Fixed the problem that layers cannot be moved occasionally.

5. Fixed the problem that when AUX layer crop is enabled, the crop parameters are abnormal after Take in swap mode.

[Notes]

None

[Components]

P10 V1.3.2

***** March 15, 2024 P10 V1.3.1

[New Features]

None

[Supported Cards]

None

[Supporting Software]

PixelFlow V1.3.1

[Improvements]

None

[Changes]

None

[Bug Fixes]

1. Fixed the problem that memory leaks cause the device to malfunction.
2. Fixed the problem that the output of Multiviewer flashes when the Multiviewer PGM layer is dragged.
3. Fixed the problem that the primary output is reset but the copying output keeps unchanged when dynamic range conversion is turned on or off.
4. Fixed the problem that horizontal lines flash on the screen during hot backup switching.
5. Fixed the problem that capturing causes the output screen to get blurred when the pixel width is 8192.
6. Fixed the problem that UMD is displayed incorrectly when Multiviewer windows overlap.
7. Fixed the problem that switching the resolution of SDI source between 480i and 576i is abnormal.
8. Fixed the problem of output connector settings in Output and Screen of the LCD menu.
9. Fixed the problem of resolution settings in Output and Screen on the LCD menu.
10. Fixed the problem of mosaic settings on the LCD menu.
11. Fixed the problem of PGM Edit function of AUX on the LCD menu.

[Notes]

None

[Components]

P10 V1.3.1

***** February 4, 2024 P10 V1.3.0

[New Features]

1. Supports basic property settings of AUX screens.
2. Supports output timing settings of AUX screens.
3. Supports individual RGB adjustment of AUX screens.
4. Supports AUX layer source switching.
5. Supports common AUX layer source cropping.
6. Supports AUX layer size and position adjustment.
7. Added the following border effects: hard border, soft border, halo-in and halo out.
8. Supports layer shadow.
9. Supports position and size adjustment of PGM and PVW windows in Multiviewer.
10. Supports layer and screen settings on the front panel LCD.
11. Supports manual switching between primary and backup input sources.
12. Supports HDR input source format recognition and HDR output format settings.

[Supported Cards]

None

[Supporting Software]

PixelFlow V1.3.0

[Improvements]

None

[Changes]

None

[Bug Fixes]

1. Fixed the problem that the 12G-SDI input signal at 3840x2160@59.94Hz cannot be recognized.
2. Fixed the problem that the window goes black occasionally caused by unstable input signal when the input source is connected and disconnected or the input source EDID is changed.
3. Fixed the problem that the window flashes occasionally when DSK is turned on or off.
4. Fixed the problem that the knob does not take effect when users scroll the knob to OPT on the home screen of the front panel LCD.
5. Fixed the problem that the device response times out when input source cropping and layer editing are being performed at the same time.
6. Fixed the problem that switching between pages causes PixelFlow to get stuck and switching between presets causes a timeout prompt to be displayed when the device is controlled from PixelFlow.

[Notes]

None

[Components]

P10 V1.3.0

***** January 27, 2024 P10 V1.2.1

[New Features]

None

[Supported Cards]

None

[Supporting Software]

PixelFlow V1.2.1

[Improvements]

None

[Changes]

None

[Bug Fixes]

1. Fixed the problem that the 12G-SDI input signal at 3840x2160@59.94Hz cannot be recognized.
2. Fixed the problem that the output flashes once occasionally during the switching between presets containing BKG.
3. Fixed the problem that the AUX layer flashes occasionally when the layer source is switched.
4. Fixed the problem that the layer flashes occasionally when the primary source fails and the layer source is switched to the backup.

[Notes]

1. The user data can be kept after P10 V1.1.0 or later is updated. After P10 of V1.0.X is updated, users need to reset it to the factory settings.

[Components]

P10 V1.2.1

***** January 13, 2024 P10 V1.2.0

[New Features]

1. Supports quick switching to the backup input source.
2. Supports device backup.
3. Supports creation and deletion of multiple screens and connector settings for the screens.

4. Supports individual RGB component adjustment for brightness and contrast of inputs, outputs and layers.
5. Added an output module on the front panel LCD.
6. Supports 2x Main layers and 4x PIP layers.
7. Supports Cut and Fill.
8. Supports edge blending.
9. Supports LCD bezel compensation.
10. Supports 4K and DL input modes.

[Supported Cards]

None

[Supporting Software]

PixelFlow V1.2.0

[Improvements]

1. Improved the fan noise.
2. Improved the effect and speed of switching from PVW to PGM by using T-Bar.

[Changes]

None

[Bug Fixes]

1. Fixed the problem that the output image of the sending device remains unchanged after users adjust the output image quality of the P10 when the P10 transmits signals to the sending device via optical fiber cable.
2. Fixed the problem that the device cannot be connected during update and rollback.
3. Fixed the problem that the front panel LCD gets stuck on the main menu screen after users rotate the knob.
4. Fixed the problem that the output connector is not displayed on the output mosaic screen of the front panel LCD.
5. Fixed the problem that AUX layer names are displayed incorrectly.
6. Fixed the problem the screen flashes and goes black when the DP output connector of the S3 is connected P10.
7. Fixed the known problem of EDID assessment.
8. Fixed the problem that presets cannot be saved after update but can be saved after restart.

[Notes]

1. The user data can be kept after P10 V1.1.0 or later is updated. After P10 of V1.0.X is updated, users need to reset it to the factory settings.

2. Before the update progress of V1.2.0 reaches 32%, switching between pages in PixelFlow may cause a service timeout prompt to be displayed and the update progress bar on the front panel LCD may disappear for a short time. This does not affect the update.

[Components]

P10 V1.2.0

***** December 26, 2023 P10 V1.1.3

[New Features]

None

[Supported Cards]

None

[Supporting Software]

PixelFlow V1.1.1

[Improvements]

None

[Changes]

None

[Bug Fixes]

1. Fixed the problem that vertical lines appear on the Multiviewer screen and PGM content occasionally during operation.

[Notes]

1. The fixed problem occurs occasionally during operation and the device must be restarted after the problem occurs. This problem has a serious impact. The device firmware needs to be updated from V1.1.2 to V1.1.3.

[Components]

P10 V1.1.3

***** November 24, 2023 P10 V1.1.2

[New Features]

None

[Supported Cards]

None

[Supporting Software]

PixelFlow V1.1.1**[Improvements]**

None

[Changes]

None

[Bug Fixes]

1. Fixed the problem that Take and playback of the AUX screen get stuck caused by AUX layer data redundancy.

[Notes]

1. The improvements to TAKE are available when the software is V1.1.1 or later.
2. After the device is updated from V1.0.1 or V1.0.2 to the latest version, the device database will be cleared. Save the user data before updating the device. After the update, import the project file or reconfigure the user data.

[Components]

P10 V1.1.2

***** November 7, 2023 P10 V1.1.1

[New Features]

None

[Supported Cards]

None

[Supporting Software]

PixelFlow V1.1.1

[Improvements]

None

[Changes]

None

[Bug Fixes]

1. Fixed the problem that TAKE responds slowly while switching with software.
2. Fixed the problem that the input source screen on the front panel LCD refreshes slowly after startup.
3. Fixed the problem that the input source LEDs stay on after the device is shut down using the front panel button.

4. Fixed the problem that HDR parsing of the input connector is wrong.
5. Fixed the problem that the status of the TAKE button LED is wrong after the button is pressed continuously.
6. Fixed the problem that button presses can take effect when the device is connected to power but not completely started up.

[Notes]

1. The improvements to TAKE are available when the software is V1.1.1 or later.
2. After the device is updated from V1.0.1 or V1.0.2 to the latest version, the device database will be cleared. Save the user data before updating the device. After the update, import the project file or reconfigure the user data.

[Components]

P10 V1.1.1

***** October 13, 2023 P10 V1.1.0

[New Features]

1. Can be controlled from Stream Deck.
2. Supports virtual device.
3. Supports layer operation shortcut in PixelFlow, allowing users to set pixel-to-pixel scaling.

[Supported Cards]

None

[Supporting Software]

PixelFlow V1.1.0

[Improvements]

1. Improved the processing logic of the front panel knob to make the operation interaction more accurate.
2. Improved the display of the drop-down box and layer names of the Layer menu on the front panel LCD.
3. Improved the logic for pop-up windows to appear and disappear on the front panel LCD.
4. Improved the interaction logic of the USB drive status on the LCD menu to allow USB drive status to be displayed on the control device.
5. Improved the startup speed.

[Changes]

None

[Bug Fixes]

1. Fixed the problem that USB drive status was not recognized on the LCD menu after the device is upgraded.
2. Fixed the problem that images cannot be captured normally after users cancel capturing images for multiple times on the LCD menu.
3. Fixed the problem that the LCD menu gets stuck when the Mosaic Settings menu on the front panel LCD is operated repeatedly.
4. Fixed the problem that the connector names displayed on the LCD menu is not consistent with the connector names printed on the product.
5. Fixed the problem that the Factory Mode menu on the front panel LCD is opened unexpectedly.
6. Fixed the problem that the prompt is abnormal when the layer resource limit is exceeded.
7. Fixed the problem that the connector status on the event controller becomes gray after the working mode is changed on the LCD menu of P10.
8. Fixed the problem that the display is abnormal when an AUX layer is opened on PGM.
9. Fixed the problem that the output timing of the SL connectors is abnormal in 4K output mode.
10. Fixed the problem that the screen goes black when AUX layers are added to connectors 4 and 8 in SL output mode.
11. Fixed the problem that the T-Bar operation has a latency of one second before taking effect.
12. Fixed the problem of the stepping of EDID.

[Notes]

1. After the product is upgraded from V1.0.1 or V1.0.2 to the latest version, the device database will be cleared. Save the user data before upgrading the product. After the upgrade, import the project file or reconfigure the user data.

[Components]

P10 V1.1.0

***** August 22, 2023 P10 V1.0.1

[New Features]

None

[Supported Cards]

None

[Supporting Software]

PixelFlow V1.0.1

[Improvements]

1. Improved the connector compatibility of long-distance transmission with optical fiber.

2. Improved the startup speed.
3. Improved the problem that other operations are disabled during the Take process.
4. Improved the switching speed of Take and Cut.
5. Improved the speed of importing and capturing images.
6. Improved the problem that switching between Multiviewer layout templates gets stuck.
7. Supports more flexible use of resources.

[Changes]

None

[Bug Fixes]

1. Fixed the problem of HDCP switch.
2. Fixed the problem that the Multiviewer screen flickers occasionally.
3. Fixed the problem of abnormal input view.
4. Fixed the problems caused after HDCP is turned on.
5. Fixed the problems related to preset loading and saving.
6. Fixed the problems of occasional freeze and FTB failures and screen flickering.
7. Fixed the problem that the images on AUX screens are displayed incorrectly.
8. Fixed the problem that the layer data on PGM is not the same as that on PVW.
9. Fixed the problem that the operations in PixelFlow and front panel LCD are not synchronized.
10. Fixed the problems related to connector replacement and AOI.
11. Fixed other known bugs.

[Notes]

None

[Products]

P10 V1.0.1

***** July 15, 2023 P10 V1.0.0 First Release

[New Features]

1. Comes with 6x 4K video inputs: 2x 12G-SDI (with loop output), 4x DP1.2/HDMI2.0. All these connectors accept 10bit/8bit video sources and support HDCP decoding.
2. Supports Genlock input and loop output.
3. Supports capacity selection: 2x HDMI 2.0 and 6xHDMI 1.3.

SL: In PGM only mode, these 8 connectors work as primary connectors for 2K output. In switcher mode, 4 connectors work as primary connectors for 2K output and the other 4 connectors work as backup.

4K: In PGM only mode, two HDMI 2.0 connectors work as primary connectors for 4K output. In switcher mode, 1 HDMI 2.0 connector works as primary connector for 4K output and the other HDMI 2.0 connector works as backup.

4. Designed with 2x AUX outputs (HDMI 1.3) allowing auxiliary display devices such as teleprompters to be connected.

5. Designed with 1x Multiviewer (MVR) output (HDMI 1.3) allowing for live monitoring of all the inputs, PVW and PGM. The resolutions and frame rates are also displayed on the Multiviewer screen.

6. Designed with 4x 10G optical fiber output ports to copy the output of 2 primary HDMI connectors. 2 optical fiber ports work as primary and the other 2 ports work as backup.

7. Supports two working modes: PGM only and switcher. Users can switch between the two modes as required.

8. Supports high-precision output synchronization.

9. Supports output connector replacement in software: In PGM only mode, if a connector fails, it can be replaced with a normal one by using software.

10. Supports up to 6 layers (2x 4K@60Hz layers and 4x 2K@60Hz layers, or 3x 4K@60Hz layers). Each layer allows for cross-connector output. DSK, copying, mirroring, and Z-order adjustment are available for all the layers. Input source cropping is also supported.

11. Supports BKG settings. BKG can be loaded on the control PC or event controller. Both image BKG and pure color BKG are supported. An image captured from the input source or PGM can also be used as BKG.

12. Supports up to 128 presets which can be quickly loaded.

13. Supports cut and fade transition effects.

14. Supports custom test patterns making it easier to assess and calibrate the display performance.

15. Supports input backup. Users can specify a primary input connector and backup input connector. Once the primary input source fails, it will be switched to the backup source seamlessly.

16. Supports connector status monitoring. The real-time status of each connector is displayed on the front panel LCD.

17. Supports flexible control options: Front panel buttons and LCD, event controller, software on the control PC

[Supported Cards]

None

[Supporting Software Version]

PixelFlow V1.0.0

[Improvements]

None

[Changes]

None

[Bug Fixes]

None

[Notes]

None

[Components]

P10 V1.0.0

3

Copyright

Copyright © 2025 Pixelhue Technology Ltd. All Rights Reserved.

No part of this document may be copied, reproduced, extracted or transmitted in any form or by any means without the prior written consent of Pixelhue Technology Ltd (hereinafter referred to as PIXELHUE).

Trademarks

 **PIXELHUE** is a trademark of Pixelhue Technology Ltd.

Brand and product names mentioned in this manual may be trademarks, registered trademarks or copyrights of their respective holders.

Statement

Thank you for choosing PIXELHUE products. This document is intended to help you understand and use the products. PIXELHUE may make improvements and/or changes to this document at any time and without prior notice. If you experience any problems in use or have any suggestions, please contact us via the contact information given in this document. We will do our best to solve any issues, as well as evaluate and implement any suggestions.

This document could contain technical inaccuracies or typographical errors. Changes are periodically made to the information in this document; these changes are incorporated in new editions of this document.

The latest edition of user manuals can be downloaded from the PIXELHUE website www.pixelhue.com.

| [Official website](http://www.pixelhue.com)
| www.pixelhue.com

| [Technical support](mailto:service@pixelhue.com)
| service@pixelhue.com